

„furnview Homeviewer“

Background:

When furncloud has been activated, the 'furnview Homeviewer' functionality (Figure 1) is available via the Import/Export button (Figure 2)

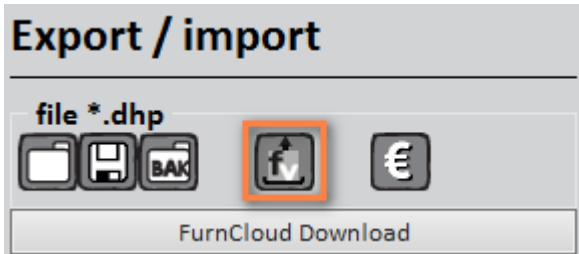


Figure 1

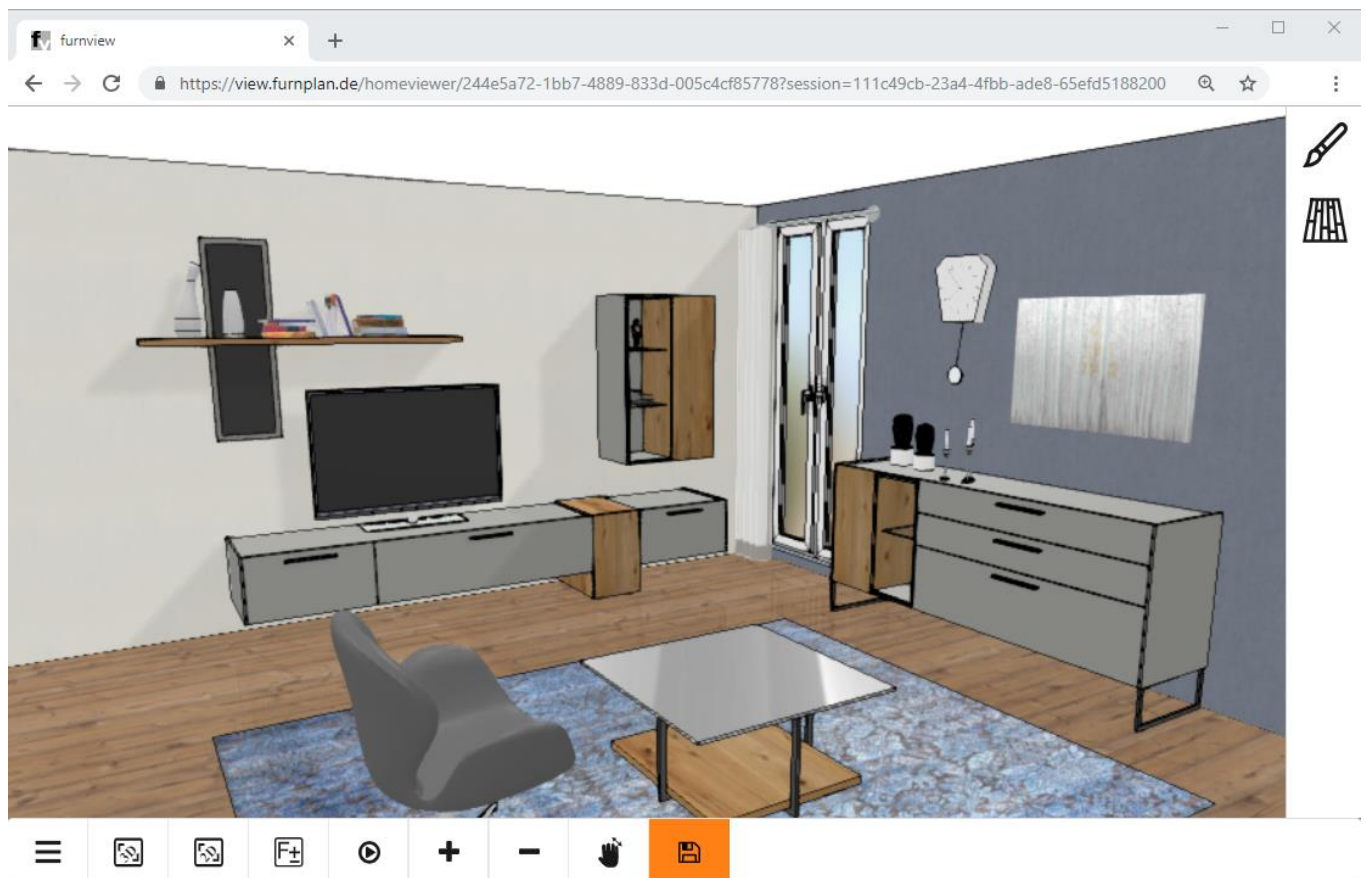


Figure 2

Objective:

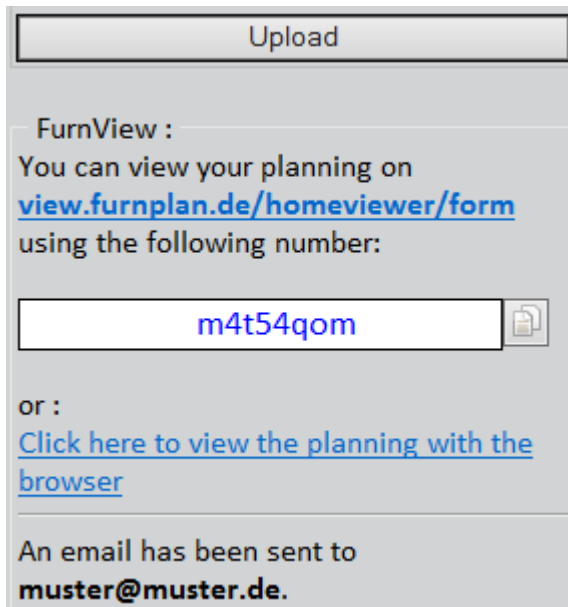
With the furnview Homeviewer you enable your customers to view their furnplan plannings in an internet browser. The customer can review your planning at home and can change, for instance, the surfaces.

Screenshot furnview Homeviewer:



Using the furnview Homeviewer:

1. Enter the email address of the customer who you would like to send the link of the planning. A second recipient can be entered under E-Mail 2, if required.
2. Under "Expiration date" you can specify how long the link of the planning will be available to the customer.
3. In the field "Contact (furniture store)" you can enter your own contact details. These will be added to the automatically generated e-mail to the customer. We advise to take advantage of this option!
4. Click on "Upload". You will receive confirmation that your planning or link has been sent (Figure 3).



Upload

FurnView :
 You can view your planning on
view.furnplan.de/homeviewer/form
 using the following number:

m4t54qom

or :
[Click here to view the planning with the browser](#)

An email has been sent to
muster@muster.de.

Figure 3

5. After receiving the email, the customer can open and edit the planning in his browser via the link in the email.
6. After changing the planning in the browser, the customer can decide to return to you the new furncloud ID of the planning. With this new ID, the modified planning can be downloaded directly from the cloud (Figure 4).



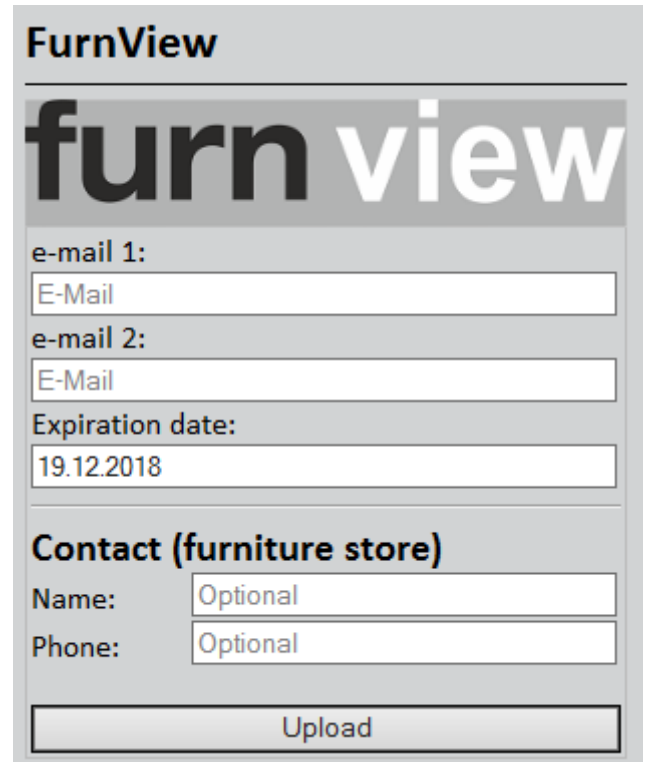
Export / import

file *.dhp

Icons: Folder, Disk, BAK, Upload, Euro symbol

FurnCloud Download

Figure 4



FurnView

furn view

e-mail 1:
 E-Mail

e-mail 2:
 E-Mail

Expiration date:
 19.12.2018

Contact (furniture store)

Name: Optional

Phone: Optional

Upload